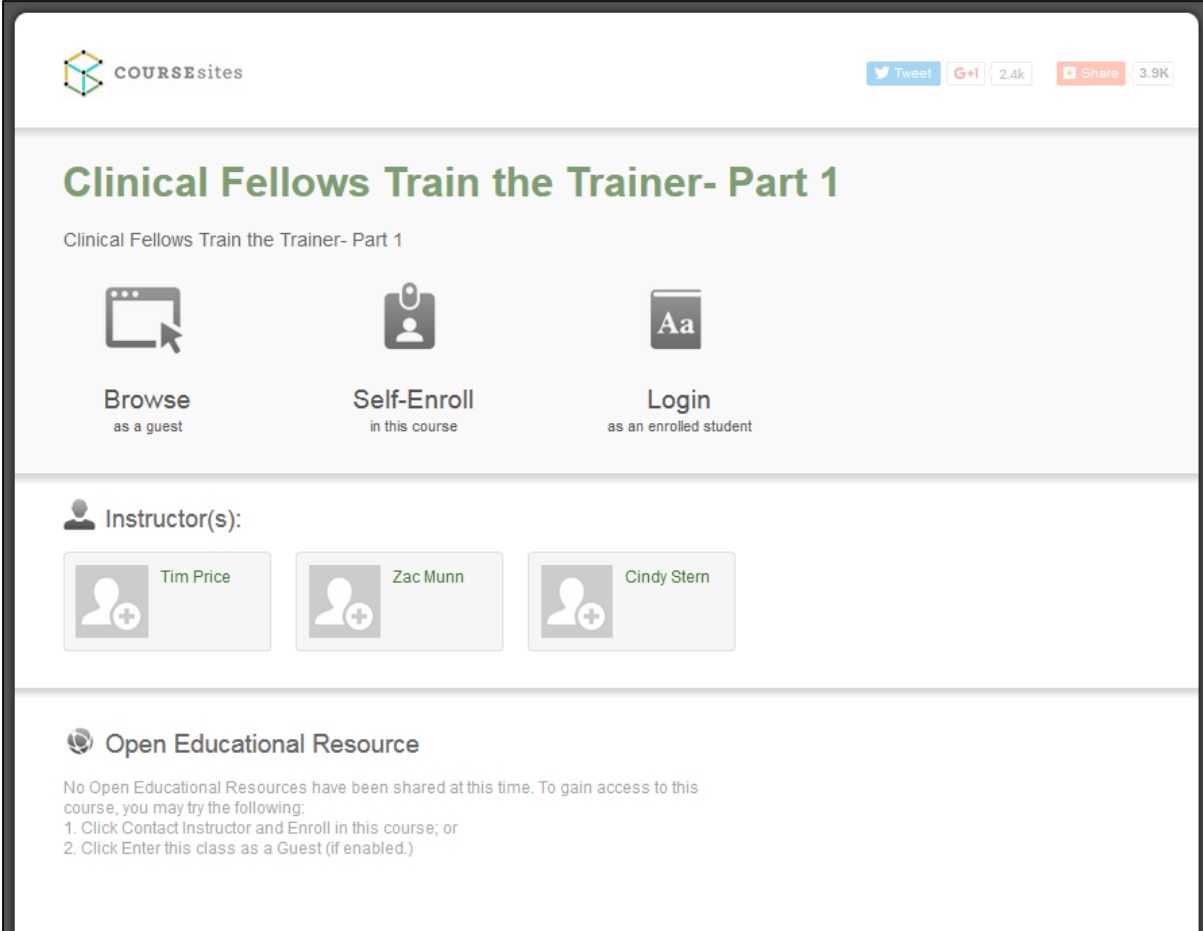


Enrolling in Clinical Fellows Train the Trainer- Part 1

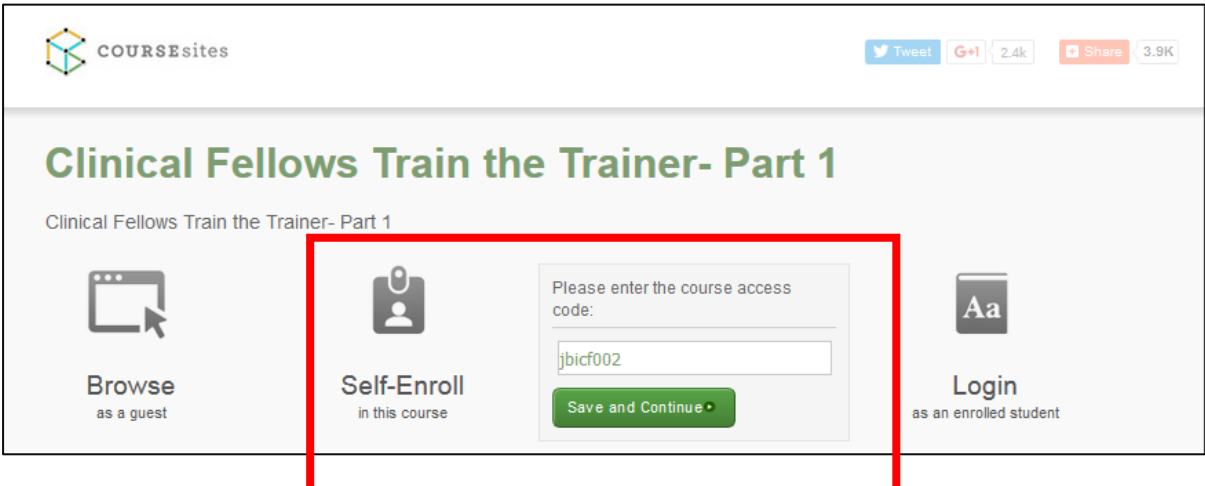
Use these instructions if you **ALREADY** have a Blackboard account (ie Username and Password)

1. Click this link: [Enrol in Clinical fellow Train the Trainer-Part 1](#)



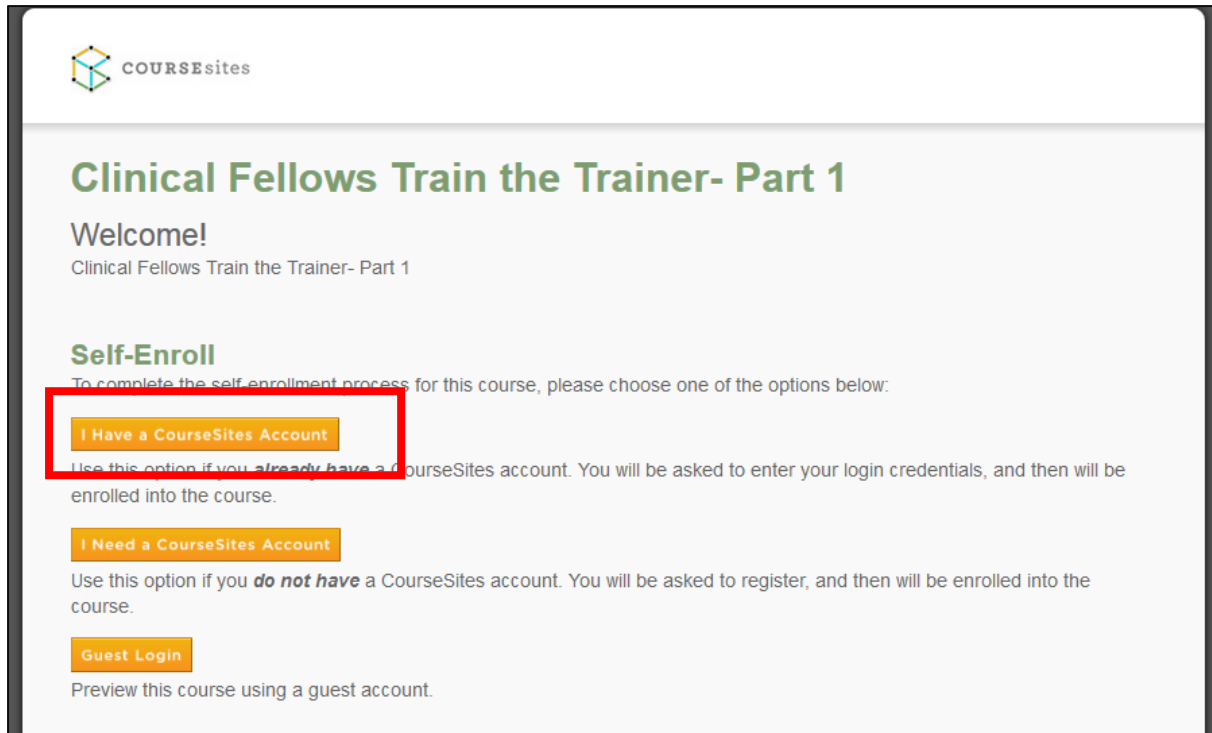
The screenshot shows the Blackboard course page for "Clinical Fellows Train the Trainer- Part 1". At the top, there is a COURSEsites logo and social media sharing options (Tweet, G+, 2.4k, Share, 3.9K). The main heading is "Clinical Fellows Train the Trainer- Part 1". Below the heading, there are three main action buttons: "Browse as a guest", "Self-Enroll in this course", and "Login as an enrolled student". Underneath, there is a section for "Instructor(s)" listing Tim Price, Zac Munn, and Cindy Stern. At the bottom, there is a section for "Open Educational Resource" with instructions on how to gain access to the course.

2. Click **Self-Enroll in this course** and fill in course access code: **jbicf002**



This screenshot shows the same Blackboard course page, but with the "Self-Enroll in this course" button highlighted by a red box. A modal form is open over the "Self-Enroll" button, prompting the user to "Please enter the course access code:". The text "jbicf002" is entered into the input field, and a green "Save and Continue" button is visible below the input field.

3. Click 'I have a CourseSites Account'



The screenshot shows the CourseSites interface. At the top left is the CourseSites logo. The main heading is "Clinical Fellows Train the Trainer- Part 1" in green. Below it is a "Welcome!" message and the course title. A "Self-Enroll" section contains three options: "I Have a CourseSites Account" (highlighted with a red box), "I Need a CourseSites Account", and "Guest Login". Each option has a brief description of the enrollment process.

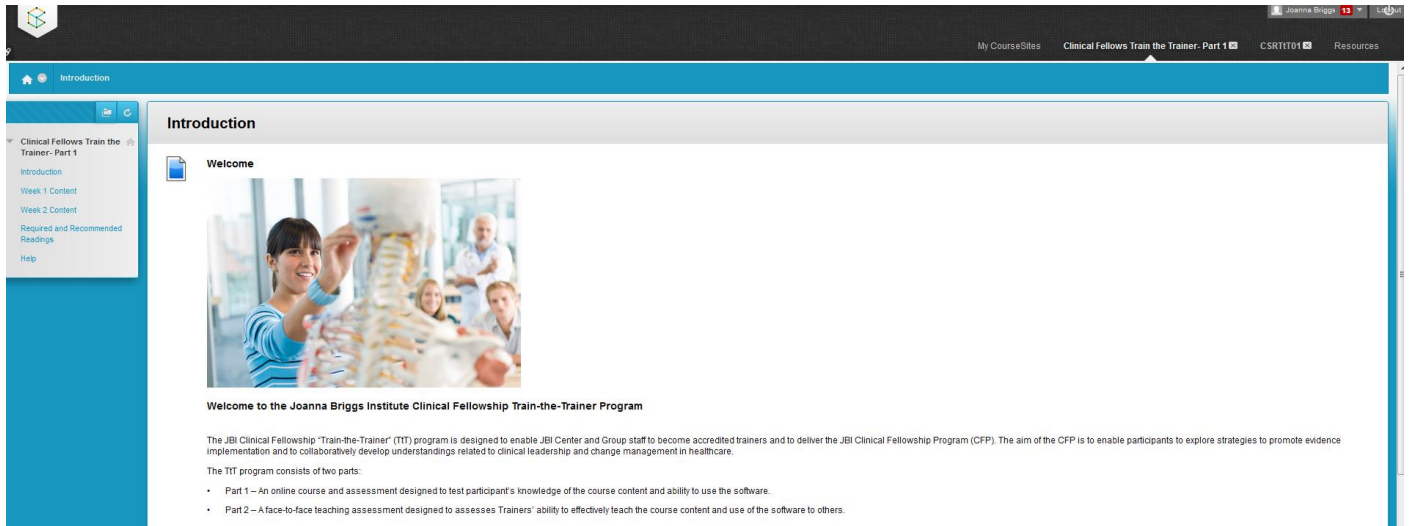
4. Fill in your USERNAME and PASSWORD and click **Login**



The screenshot shows the login page for CourseSites. At the top is the CourseSites logo and the text "by Blackboard". Below this is a dashed-line box containing the login form. On the left, under "Have an Account?", there is a prompt to enter credentials. The "USERNAME:" field contains "jbriggs" and the "PASSWORD:" field is masked with dots. A green "Login" button is at the bottom left. A link for "Forgot Your Password? (new window)" is at the bottom center. On the right, under "OR Sign in with", there are social media icons for Blackboard, Facebook, Twitter, LinkedIn, Google, Windows, and Yahoo!. Below that, under "Don't have an account?", is a green "Sign-Up" button with a dropdown arrow. At the bottom right, under "Need Help?", is an orange "Contact Support" button.

Enrolling in Clinical Fellows Train the Trainer- Part 1

5. Welcome to **Clinical Fellows Train the Trainer – Part 1**



The screenshot shows a web browser window displaying a course introduction page. The browser's address bar shows the URL 'My Course Sites Clinical Fellows Train the Trainer- Part 1 CSRTTT01 Resources'. The page has a blue header with the word 'Introduction' and a navigation menu on the left. The main content area is titled 'Introduction' and features a 'Welcome' section with a photograph of a woman pointing at a whiteboard in a classroom setting. Below the photo, the text reads: 'Welcome to the Joanna Briggs Institute Clinical Fellowship Train-the-Trainer Program'. A paragraph follows, stating: 'The JBI Clinical Fellowship "Train-the-Trainer" (TIT) program is designed to enable JBI Center and Group staff to become accredited trainers and to deliver the JBI Clinical Fellowship Program (CFP). The aim of the CFP is to enable participants to explore strategies to promote evidence implementation and to collaboratively develop understandings related to clinical leadership and change management in healthcare.' Below this, it says 'The TIT program consists of two parts:' followed by a bulleted list: '• Part 1 – An online course and assessment designed to test participant's knowledge of the course content and ability to use the software.' and '• Part 2 – A face-to-face teaching assessment designed to assess Trainers' ability to effectively teach the course content and use of the software to others.'

Introduction

My Course Sites Clinical Fellows Train the Trainer- Part 1 CSRTTT01 Resources

Clinical Fellows Train the Trainer- Part 1

Introduction

Week 1 Content


Week 2 Content

Required and Recommended Readings

Help

Introduction

Welcome



Welcome to the Joanna Briggs Institute Clinical Fellowship Train-the-Trainer Program

The JBI Clinical Fellowship "Train-the-Trainer" (TIT) program is designed to enable JBI Center and Group staff to become accredited trainers and to deliver the JBI Clinical Fellowship Program (CFP). The aim of the CFP is to enable participants to explore strategies to promote evidence implementation and to collaboratively develop understandings related to clinical leadership and change management in healthcare.

The TIT program consists of two parts:

- Part 1 – An online course and assessment designed to test participant's knowledge of the course content and ability to use the software.
- Part 2 – A face-to-face teaching assessment designed to assess Trainers' ability to effectively teach the course content and use of the software to others.