

***** Follow these setup instructions only if you haven't already created a Blackboard CourseSites account

Set up involves 2 steps:

1. Create a Blackboard Coursesites Account
2. Self-Enroll into the **JBI Training Website**

Creating a Blackboard Account

1. Click here to start:
https://www.coursesites.com/webapps/login/?new_loc=/webapps/portal/frameset.jsp

2. Click on green **Sign-Up** button to create an account **As Student**

The screenshot shows the Blackboard CourseSites login page. At the top left is the CourseSites logo, which consists of a hexagonal shape made of colored lines (yellow, green, blue) and dots. To the right of the logo is the text "COURSEsites by Blackboard". Below the logo is a dashed line. Under the dashed line, on the left, is the text "Have an Account?" followed by "Please enter your credentials and click the Login button below." Below this are two input fields: "USERNAME:" and "PASSWORD:". Below the "PASSWORD:" field is a green "Login" button and a link "Forgot Your Password? (new window)". To the right of the login form is the text "OR Sign in with" followed by icons for Blackboard (Bb), Facebook (f), Twitter (t), LinkedIn (in), Google (g), Windows, and Yahoo (Y!). Below the social media icons is a red-bordered box containing the text "Don't have an account?". Inside this box is a green "Sign-Up" button with a dropdown arrow, a green "As Instructor" button with a red 'X' over it, a green "As Student" button, and an orange "Contact Support" button.

3. Fill in form or sign up using your facebook/twitter etc profile information.

1. Sign Up

2. Search for Instructor / Course

1. Create New Student Account

Not in the mood for another account? Sign up using:

bt Bb f t in g Windows Yr

Otherwise, please let us know more about you below.

First Name
Joanna ✓

Last Name
Briggs ✓

Email Address
jbriggs01@hotmail.com ✓

Country
Australia ✓

Institution/District/Company
The Joanna Briggs Institute Change ✓

Username
jbriggs002 ✓

Password
•••••• ✓

Repeat Password
•••••• ✓

Course Sites Terms of Use Accept Deny

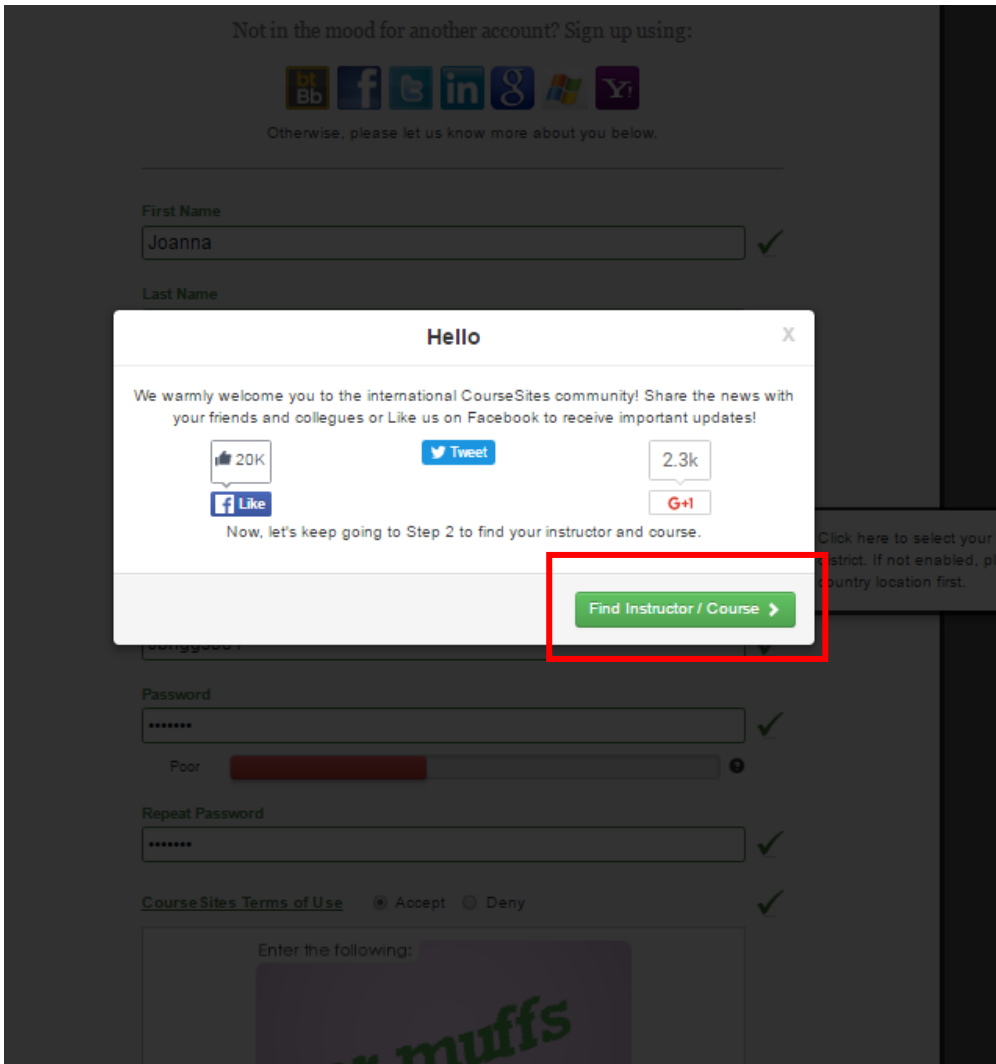
Please enter the following:
T a c o T u e s d a y
Loading...

Your Answer
Taco Tuesday

Go Back Save and Continue >

*** Since these courses are hosted by Joanna Briggs Institute in AUSTRALIA, you need to enter **AUSTRALIA** in the **Country** field when you create your Blackboard account.

4. Continue to Step 2 to find a course by clicking on **Find Instructor/Course >**



5. Select **Course** at the Search For position and click green **Go** button then click **JBI Trainer Website**

1

2. Search for Instructor / Course

Search For: Instructor Course

The Joanna Briggs Institute x

2

Go

6 Results for The Joanna Briggs Institute

CSR Train the Trainer-Part 1
Tim Price, Cindy Stern, Zac Mann
CSR Train the Trainer- Part 1

CSR for WK
Tim Price, Cindy Stern, Jbi csr, Ritin Fernandez
CSR

CSR new
JBI JBI
No Description

Clinical Fellows Train the Trainer- Part 1
Tim Price, Zac Mann
Clinical Fellows Train the Trainer- Part 1

Comprehensive Systematic Review 2015
Tim Price
No Description

3

JBI Trainer Website
Resources for JBI trainers

Self-Enroll into the JBI Training Website


6. Click **Self-Enroll in this course**

7. Enter the course access code: **jbi5218**

Click **Save and Continue**

The screenshot shows the COURSEsites interface for the JBI Trainer Website. The page title is "JBI Trainer Website" with the subtitle "Resources for JBI trainers". There are three main sections: "Self-Enroll in this course" on the left, a central enrollment form, and "Login as an enrolled student" on the right. The enrollment form is highlighted with a red border and contains the text "Please enter the course access code:" followed by a text input field containing "jbi5218" and a green "Save and Continue" button. Below the enrollment form, there is a section for "Instructor(s)" listing three instructors: Tim Price, Cindy Stern, and Zac Munn, each with a profile icon and a plus sign.

8. To complete self enrollment for the JBI Trainer Website click the **'I have a CourseSites Account'** button



JBI Trainer Website

Welcome!
Resources for JBI trainers

Self-Enroll


To complete the self-enrollment process for this course, please choose one of the options below:


I Have a CourseSites Account


Use this option if you **already have** a CourseSites account. You will be asked to enter your login credentials, and then will be enrolled into the course.


I Need a CourseSites Account

Use this option if you **do not have** a CourseSites account. You will be asked to register, and then will be enrolled into the course.




 Instructor(s):

 Tim Price

 Cindy Stern

 Zac Munn

FOLLOW US

MORE INFO

- Company
- Contact Us
- Privacy Policy
- Terms of Use

USERS

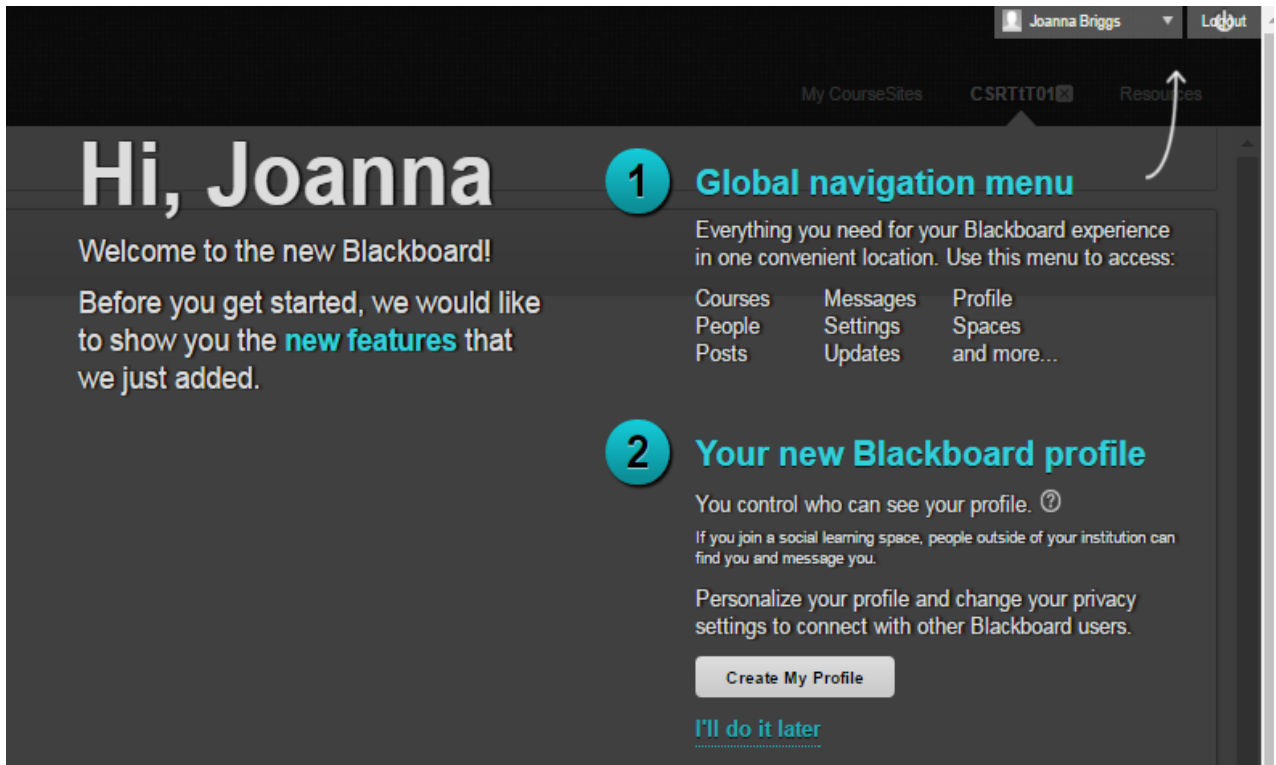
- Students
- FAQ
- Help

LANGUAGE

- English
- Deutsch
- Español
- Français
- Nederlands
- Português

Powered By
Blackboard

9. Create your profile by clicking the 'Create My Profile' button or 'I'll do it later'



10. Welcome to the JBI Trainers Website

